

Introduction

We thank you on your choice of Carrara and for your confidence in our company. Your choice brings you technical innovation, accuracy and endurance. Every Giuliano Mazzuoli watch has been tested to guarantee water resistance and perfect functioning. The materials we use guarantee the durability of our watches, even under particularly severe operating conditions. The international guarantee of your Carrara is recognized by Giuliano Mazzuoli Service Centers. Defects caused by accidental damage, alterations, unauthorized repairs and modifications or consequences resulting from the normal use and aging of the watch are excluded from the guarantee. With a unique design, your Carrara offers the highest technical achievement. We trust it will bring you complete satisfaction.



GIULIANO MAZZUOLI

Via Leonardo da Vinci, 118/3
50028 Tavarnelle Val di Pesa - Firenze - Italy

www.giulianomazzuoli.com

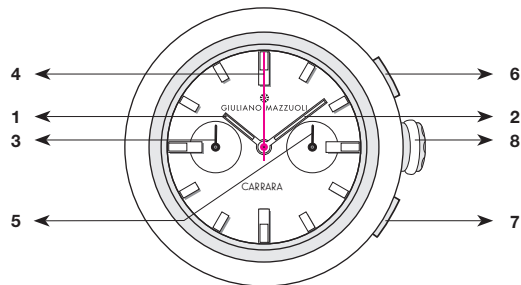
CARRARA
chronograph


GIULIANO MAZZUOLI



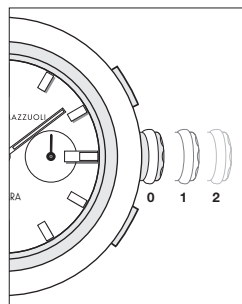
CARRARA

chronograph



- | | |
|---------------------|---------------------|
| 1 Hour hand | 5 Minutes counter |
| 2 Minute hand | 6 Start-stop button |
| 3 Seconds hand | 7 Reset button |
| 4 Seconds stop hand | 8 Screw-in crown |

Functions of the crown



- 0 Normal position (screwed in)
- 1 Winding position
- 2 Time setting

Normal position

This watch has a screw-in crown. The screw-in connection (normal position, position 0) prevents unintentional adjustment of the time. The watch case has a double protection against penetrating water. To release the secure crown, unscrew it by rotating it to the left, where it automatically assumes position 1, the winding position. By depressing the crown in position 0 and rotating it to the right at the same time, it is screwed down firmly again and secured.

Winding position

In the winding position (position 1), you can also wind the automatic movement by hand. The movement will start after only a few revolutions of the crown.

Setting the time

Pull the crown to position 2. This will stop the movement. To ensure that the set time is accurate to the second, it is best to stop the movement as the seconds hand reaches 60. You can now position the minute hand exactly on the minute line. To start the seconds hand, push the crown back to position 1.

Operating the chronograph

Start: Start the chronograph by pressing the start-stop button (6).

Stop: Stop the chronograph by pressing the start-stop button again (6).

Resetting: Press the reset button (7) to bring the chronograph hands to the zero position.

Seconds counter: The graduation for the central seconds stop hand is situated at the edge of the dial.

Minutes counter: The 30-minute graduation with a slow jumping hand is situated at 3.00 on the measurement indicator. This hand makes two complete revolutions in one hour.

Caring for your Giuliano Mazzuoli watch

Every quality watch requires a certain amount of care. The following guidelines will enable you to ensure its reliability and protect its appearance over time.

Cleaning: Be sure to rinse your watch regularly with fresh water and soap, especially after it has been in salt water. Please remember that your watch is water-resistant only when the crown is screwed in correctly.

Pressure seals: Over time, the pressure seals on your watch may deteriorate. We recommend that you have the water-resistance of your watch checked once a year by your Giuliano Mazzuoli dealer, who will replace the seals if necessary.

Leather Straps: Our straps are made of the finest leather, treated for superior resistance to humidity. Nevertheless, we suggest that you limit the time this material spends in the water. It is normal for its color to darken with time.